

HUMAN MILK OLIGOSACCHARIDES

NOURISHING THE INFANT'S
DEVELOPING IMMUNE SYSTEM


WHAT ARE HMOs?

Unique prebiotics found in human milk | Food for beneficial bacteria in the infant's gut | 3rd most abundant solid component of human milk

COMPONENTS OF HUMAN MILK¹

Major nutritional components of human milk are: protein, carbohydrates, and lipids.²

HUMAN MILK



2'-FL HMO

- ✓ Approximately 75-85% of mothers secrete 2'-FL HMO in their breast milk.^{4,5}
- ✓ 2'-FL added to formula has the identical structure as 2'-FL in human milk.⁶
- ✓ Prebiotics—food for beneficial bacteria.⁷
- ✓ In a clinical trial, 2'-FL has been shown to help in immune support by closing multiple gaps in immune function* between formula-fed and breast-fed infants.⁸

*as measured by circulatory inflammatory cytokines in a clinical study

EARLY IMMUNE DEVELOPMENT

70%

of the immune system is in the digestive tract,⁹ and prebiotics support colonization of the gut which helps support immune system development.¹⁰




BENEFITS OF 2'-FL HMO EXPAND BEYOND THE GUT TO SUPPORT THE IMMUNE SYSTEM.

- A small portion of 2'-FL HMO ingested is absorbed in the infant's intestine and reaches the systemic circulation.¹¹⁻¹³
- In a clinical study, 2'-FL HMO was shown to lower levels of multiple inflammatory cytokines to be more like levels in breastfed infants.⁸
- In a clinical study of infants fed formula with 2'-FL HMO,⁸ two markers of immune function associated with the severity of a respiratory infection (RSV) were more like breastfed infants than infants fed the same formula without 2'-FL HMO.*

*Using cells from infants' blood that were challenged with RSV ex vivo

PREBIOTICS & MORE

Emerging research[†] indicates potential multifunctional benefits:

-  **COGNITION**¹⁴⁻¹⁶
 - Learning & memory
 - Long-term potentiation
 - Brain molecular markers
-  **IMMUNE SUPPORT**^{6,8,17-21}
 - Pathogen receptor decoy
 - Reduced symptoms of food allergy
 - Immune modulation
-  **GI TOLERANCE**^{11,22-25}
 - Prebiotic
 - Gut motility

†Most studies were preclinical

SUPPORTING EVIDENCE[‡]

>50 PUBLICATIONS

provide preclinical and clinical evidence identifying the role of HMOs in health & development. (1995-2023)

‡Refer to references

REFERENCES

- Prentice A. Constituents of human milk. United Nations University website. <http://archive.unu.edu/unupress/food/8F174e/8F174E04.htm>. Accessed February 22, 2024.
- Ballard O, Morrow AL. Human milk composition: nutrients and bioactive factors. *Pediatr Clin North Am*. 2013;60(1):49-74.
- Jantscher-Krenn E, Zherebtsov M, Nissan C, Goth K, Guner YS, Naidu N, Choudhury B, Grishin AV, Ford HR, Bode L. The human milk oligosaccharide disialyllacto-N-tetraose prevents necrotizing enterocolitis in neonatal rats. *Gut*. 2012;61(10):1417-1425.
- Erney RM, Malone WT, Skelding MB, et al. Variability of human milk neutral oligosaccharides in a diverse population. *J Pediatr Gastroenterol Nutr*. 2000;30(2):181-192.
- Castanys-Muñoz E, Martin MJ, Prieto PA. 2'-fucosyllactose: an abundant, genetically determined soluble glycan present in human milk. *Nutr Rev*. 2013;71(12):773-789.
- Weichert S, Jennewein S, Hufner E, et al. Bioengineered 2'-fucosyllactose and 3-fucosyllactose inhibit the adhesion of *Pseudomonas aeruginosa* and enteric pathogens to human intestinal and respiratory cell lines. *Nutr Res*. 2013;33(10):831-838.
- Roberfroid M. Prebiotics: the concept revisited. *J Nutr*. 2007;137(3 Suppl 2):830S-837S.
- Goehring KC, Marriage BJ, Oliver JS, Wilder JA, Barrett EG, Buck RH. Similar to those who are breastfed, infants fed a formula containing 2'-fucosyllactose have lower inflammatory cytokines in a randomized controlled trial. *J Nutr*. 2016;146(12):2559-2566.
- Furness JB, Kunze WA, Clerc N. Nutrient tasting and signaling mechanisms in the gut II: the intestine as a sensory organ: neural, endocrine, and immune responses. *Am J Physiol*. 1999;277(5, pt 1):G922-G928.
- Castanys-Muñoz E, Martin MJ, Vázquez E. Building a beneficial microbiome from birth. *Adv Nutr*. 2013;7(2):323-330.
- Bode L. Human milk oligosaccharides: every baby needs a sugar mama. *Glycobiology*. 2012;22(9):1147-1162.
- Goehring KC, Kennedy AD, Prieto PA, Buck RH. Direct evidence for the presence of human milk oligosaccharides in the circulation of breastfed infants. *PLoS One*. 2014;9(7):e101692.
- Marriage BJ, Buck RH, Goehring KC, Oliver JS, William JA. Infants fed a lower calorie formula with 2'FL show growth and 2'FL uptake like breast-fed infants. *J Pediatr Gastroenterol Nutr*. 2015;61(6):649-658.
- Oliveros E, Ramirez M, Vázquez E, et al. Oral supplementation of 2'-fucosyllactose during lactation improves memory and learning in rats. *J Nutr Biochem*. 2016;31:20-27.
- Vázquez E, Barranco A, Ramírez M, et al. Dietary 2'-fucosyllactose enhances operant conditioning and long-term potentiation via gut-brain communication through the vagus nerve in rodents. *PLoS ONE*. 2016;11(11):e0166070.
- Vázquez E, Barranco A, Ramírez M, et al. Effects of a human milk oligosaccharide, 2'-fucosyllactose, on hippocampal long-term potentiation and learning capabilities in rodents. *J Nutr Biochem*. 2015;26(5):455-465.
- Weichert S, Koromyslova A, Singh BK, et al. Structural basis for norovirus inhibition by human milk oligosaccharides. *J Virol*. 2016;90(9):4843-4848.
- Ruiz-Palacios GM, Cervantes LE, Ramos P, Chavez-Munguia B, Newburg DS. *Campylobacter jejuni* binds intestinal H(O) antigen (Fuc alpha 1, 2Gal beta 1, 4GlcNAc), and fucosyloligosaccharides of human milk inhibit its binding and infection. *J Biol Chem*. 2003;278(16):14112-14120.
- He Y, Liu S, Kling DE, et al. The human milk oligosaccharide 2'-fucosyllactose modulates CD14 expression in human enterocytes, thereby attenuating LPS-induced inflammation. *Gut*. 2016;65(1):33-46.
- Noll AJ, Yu Y, Lasanajak Y, et al. Human DC-SIGN binds specific human milk glycans. *Biochem J*. 2016;473(10):1343-1353.
- Wu LH, Shi BZ, Zhao QL, Wu XZ. Fucosylated glycan inhibition of human hepatocellular carcinoma cell migration through binding to chemokine receptors. *Glycobiology*. 2010;20(2):215-223.
- Bienenstock J, Buck R, Linke H, Forsythe P, Stanisz AM, Kunze WA. Fucosylated but not sialylated milk oligosaccharides diminish colon motor contractions. *PLoS One*. 2013;8(10):e76236.
- Ménard S, Cerf-Bensussan N, Heyman M. Multiple facets of intestinal permeability and epithelial handling of dietary antigens. *Mucosal Immunol*. 2010;3(3):247-259.
- Gnoth MJ, Rudlo S, Kunz C, Kinne RK. Investigations of the in vitro transport of human milk oligosaccharides by a Caco-2 monolayer using a novel high performance liquid chromatography-mass spectrometry technique. *J Biol Chem*. 2001;276(37):34363-34370.
- Eiwegger T, Stahl B, Haidl P, et al. Prebiotic oligosaccharides: in vitro evidence for gastrointestinal epithelial transfer and immunomodulatory properties. *Pediatr Allergy Immunol*. 2010;21(8):1179-1188.

SUPPORTING EVIDENCE (>50 STUDIES)

- Prieto PA, et al. *J Biol Chem*. 1995;270(49):29515-29519.
- Erney, et al. *J Pediatr Gastroenterol Nutr*. 2000 Feb;30(2):181-912.
- Prieto PA. *Foods Food Ingredients J Jpn*. 2005;(11):1018-1030.
- Bienenstock J, et al. *PLoS One*. 2013 Oct 2;8(10):e76236.
- Castanys-Muñoz, et al. *Nutr Rev*. 2013 Dec;71(12):773-89.
- M Vester Boler, et al. *J Agric Food Chem*. 2013 Mar 6;61(9):2109-19.
- Yu, Ceng Chen, David S Newburg. *Glycobiology*. 2013 Nov;23(11):1281-92.
- Chow J, et al. *J Proteome Res*. 2014;13(5):2534-2542.
- Duska-McEwen G, et al. *Food Nutr Sci*. 2014;5:1387-1398.
- Goehring KC, et al. *PLoS One*. 2014;9(7):e101692.
- Holscher, et al. *The Journal of Nutrition*. 2014;144(5):586-591.
- Santos-Fandila A, et al. *Talanta*. 2014;118:137-146.
- He Y, Liu S, Leone S, Newburg DS. *Mucosal Immunol*. 2014;7(6):1326-39.
- Marriage Bj, et al. *J Pediatr Gastroenterol Nutr*. 2015; 61(6):649-658.
- Castillo-Courtade L, et al. *Allergy*. 2015;70(9):1091-102.
- Vázquez E, et al. *J Nutr Biochem*. 2015;26(5):455-465.
- He Y, et al. *Adv Nutr*. 2016;7(1): 102-111.
- Goehring KC, et al. *J Nutr*. 2016;146(12):2559-2566.
- Vázquez E, et al. *PLoS One*. 2016;11(11):e0166070.
- Kajzer J, et al. *FASEB J*. 2016;30(suppl 1):671.4.
- Noll AJ, et al. *Biochem J*. 2016;473(10):1343-1353.
- Oliveros E, Ramirez M, Vázquez E, et al. *J Nutr Biochem*. 2016;31:20-27
- Good M, et al. *Br J Nutr*. 2016 Oct; 116(7): 1175-1187.
- Thongaram T, et al. *J Dairy Sci*. 2017;100(10):7825-7833.
- Vázquez E, et al. *Br J Nutr*. 2017;117(2):237-247.
- Holscher HD, et al. *J Pediatr Gastroenterol Nutr*. 2017;64(2):296-301.
- Oliveros E, et al. *Nutrients*. 2018;10(10):1519.
- Zehra S, Khambati I, et al. *J Food Sci*. 2018;83(2):499-508.
- Reverri EJ, et al. *Nutrients*. 2018;10(10):E1346.
- Kuntz S, et al. *Mol Nutr Food Res*. 2019;63(13):e1900035.
- Farhin S, Wong A, et al. *PLoS One*. 2019;14(4):e0215151.
- Van den Abbeele P, et al. *J Funct Foods*. 2019;61:103484.
- Werts AD, et al. *Cell Mol Gastroenterol Hepatol*. 2020;9(3):403-423.
- Reverri EJ, Baggs GE, Xie W, et al. Parent reported health parameters of infants fed HMO containing infant formula, infant formula without HMO, or human milk. Abstract presented at: North American Society for Pediatric Gastroenterology, Hepatology and Nutrition Online Conference. November 1-7, 2020.
- Reverri EJ, Xie W, DeWitt T, et al. Parent reported health of young children fed HMO containing growing up milk vs no growing up milk. Abstract presented at: North American Society for Pediatric Gastroenterology, Hepatology and Nutrition Online Conference. November 1-7, 2020.
- Liu S, et al. *Acta Nutrimenta Sinica*. 2020;42(3):219-223.
- Oliveros E, et al. *J Nutr Food Sci*. 2021;4:024.
- Ramirez-Farias C, et al. *Nutrients*. 2021;13(1):186.
- Sodhi CP, et al. *Pediatr Res*. 2021;89(1):91-101.
- Rudloff S, et al. *Mol Nutr Food Res*. 2021;65(16):e2100045.
- Liu S, et al. *Nutrients* 2021, 13(11), 4017.
- Hill DR, et al. *Nutrients*. 2021;13(10), 3364.
- Sodhi CP, et al. *Pediatr Res*. 2021;89(1):91-101.
- Morrin S, et al. *J Funct Foods*. 2021;81:104442.
- Bozorgmehr T, et al. The Potential Impacts of Human Milk Oligosaccharides on Asthma Symptoms via Promoting Growth of Beneficial Bacteria in the Gut. Abstract presented at: CNS-SCN Conference. May 5-7, 2022.
- Bozorgmehr T, et al. HUMAN MILK OLIGOSACCHARIDES ATTENUATE ALLERGY SYMPTOMS IN A MOUSE MODEL OF ASTHMA (A40). Abstract presented at the: 9th International Conference on Nutrition and Growth. March 17-19, 2022.
- Li X, et al. *Nutrients* 2022, 14(19), 4131.
- Lasekan J, et al. *Nutrients*. 2022;14(13):2625.
- Hill, D.R.; Buck, R.H. *Nutrients*. 2023;15:2339.
- Reverri EJ, et al. *Current Developments in Nutrition*. 2023;7(Suppl 1):101058.
- Sodhi CP, et al. *Am J Physiol Gastrointest Liver Physiol*. 2023;325(1):G23-G41.
- Bozorgmehr T, et al. *J Immunol Res*. 2023;2023:9603576
- Hill, D. R., Sabag-Daigle, A., Buck R. H. (2023). Human milk oligosaccharides support recovery of microbiome function after antibiotic use. *Nutrition and Growth Conference, London, United Kingdom*. Abstract #176
- Morrin, S. T., Hill, D. R., Buck, R. H. (2023). The Inhibition of Bacterial Pathogen Adhesion by a Unique Blend of five Human Milk Oligosaccharides is enhanced by milk α -lactalbumin. *Nutrition and Growth Conference, London, United Kingdom*. Abstract #159